




Task: Estuaries



PART 1

Student Directions:

Scenario:

Your friend from Arizona will be visiting you for a week this summer and you plan to visit an estuary near your home. Your friend has never seen an estuary. During a phone call, your friend asked, "What is an estuary and what makes them so special?" Write an informational letter to your friend answering the question. Use information from the reading/book, video, and your experience.

Steps you will follow:

To write your informational letter, you will need to do the following:

1. Read the book *Let's Visit an Estuary!* and take notes.
2. Watch the video *What is an Estuary?* and take notes.
3. Answer three questions about the sources.
4. Plan, write, and revise your informational letter.

Directions for beginning:

You will now watch the video *What is an Estuary?* and read the book *Let's Visit an Estuary!* You will take notes on both sources using the note taking tool provided. You may refer to your notes when you answer the research questions and write your letter.

Now discuss with your classmates what you learned from the video and text about estuaries. You may also discuss experiences you or your friends have had with visiting an estuary.

Teacher Note: Multiple children's books discuss the topic of estuaries, marshes, and wetlands. You may want to do another read aloud and/or have a tub of books for students to read during silent reading time. Some titles include:

- *Squish! A Wetland Walk* by Nancy Luenn
- *At the Marsh in the Meadow* by Jeanie Mebane
- *Marshes and Swamps* by Gail Gibbons
- *The Secret Bay* by Kimberly Ridley
- *And the Tide comes in...Exploring a Georgia Salt Marsh* by Meryll Alder


Source Information:

Text: *Let's Visit an Estuary!* (N. Skerritt for Pacific Education Institute)

Video: *What is an Estuary?* <http://coast.noaa.gov/estuaries/videos/what-is-an-estuary.html>



Task: Estuaries



Note Taking

Directions: Take notes to answer the questions below.


Questions	Video: What is an Estuary?	Book: Let's Visit an Estuary!
What is an estuary?		
How do estuaries help the environment and/or humans?		



Task: Estuaries



Questions	Video: What is an Estuary?	Book: Let's Visit an Estuary!
What plants live in an estuary?		
What insects or bugs live in an estuary?		
What other animals live in an estuary?		




Research Questions

1. What is an Estuary and what are two things we would see there?

2. How do estuaries help the animals that live there? Name two ways.




Task: Estuaries



3. Why might people want to visit an estuary? Give two reasons.



Task: Estuaries




Estuaries Performance Task: Part 2

Directions: Write a friendly letter to your friend in Arizona explaining what an estuary is like. Include in your letter what an estuary is, what you might see there and why estuaries are special places. Use information from the book, the video, and your notes. You may also use personal experience if you have visited an estuary. Use the planning sheet provided to organize your letter.



Task: Estuaries




Planning My Letter Writing

Heading	Street Address: City, State, Zip: Date:
Greeting	Dear Friend:
Introduction	
What is an Estuary?	
What we might see at the estuary	
Why estuaries are special places	
Conclusion	
Closing	Your Friend, Sincerely, Yours Truly, Then sign your name!



Task: Estuaries



Writing Checklist: Ideas, Organization, Evidence and Language

	I named my topic.
	I stuck to my topic throughout my writing.
	I organized my writing with an introduction, paragraphs, and a conclusion.
	I used connecting words like <i>also, another, and, more, and but.</i>
	I provided evidence from the sources to support my ideas including facts, definitions, and details.
	I used precise language to explain my ideas.

Writing Checklist: Conventions

	I checked my writing for correct spelling.
	I checked my writing for complete sentences.
	I checked my writing for correct punctuation including periods, commas, and apostrophes.
	I checked my writing for correct capitalization.

Except where otherwise noted, [FieldSTEM](#) copyright [Pacific Education Institute](#) (PEI), is available under a [Creative Commons Attribution-NonCommercial 4.0 License](#). All logos and trademarks are the property of their respective owners.