

BACKGROUND

In 2017, through 2SSB 5285, the Legislature directed the Washington Workforce Training and Education Coordinating Board to conduct a workforce assessment of mid-skill level jobs, using currently available data, for the agriculture, natural resources, outdoor recreation, and environment sectors.



FINDINGS

Available **data sources are insufficient** for conducting region-specific demand assessments for mid-level, field-based, STEM occupations in the agriculture, natural resources, environment, and outdoor recreation sectors.

These sectors **offer rural and remote communities much-needed opportunities for living-wage jobs (see reverse).**

WHY IT MATTERS

This insufficient data is being used to make decisions on how Washington allocates workforce and education funding. Meanwhile, living-wage jobs in these sectors go unfilled.

This data **disproportionately affects students in our rural and remote communities** and discourages all students from pursuing careers in these sectors.


WHAT'S NEXT?

EDUCATING FOR A GREEN ECONOMY

Building on this study, PEI has partnered with E3 Washington and launched the project “Educating for a Green Economy” (EGE). In cooperation with the Governor’s office, EGE will work to connect students to “green” jobs and work with natural resource professionals across Washington to update the definition of “green economy” to include the variety of job opportunities that lead to sustainable communities.

The project team will also work with natural resource employers and other workforce professionals to determine what policies can ensure students are aware of the green jobs in their communities.

To learn more or get involved, contact Kathryn Kurtz, Executive Director of PEI, at kkurtz@pacifieducationinstitute.org or Lisa Eschenbach, Strategic Advisor at E3, at leschenbach@e3washington.org.



Colton High School student Jackson Meyer shares his project “Soil Health Benefits of Cover Crops and Grazing Cover Crops” with Governor Inslee (above) and presents with Jason Selwitz, Energy Systems Technology faculty lead at Walla Walla Community College, Alan Hardcastle, Sr. Research Associate at WSU’s Energy Program, and, at the North American Association for Environmental Education (NAAEE) 2018 conference.

COST OF LIVING & LOCATION QUOTIENT DATA

Natural Resources

WEST URBAN

Living Wage (per hour)

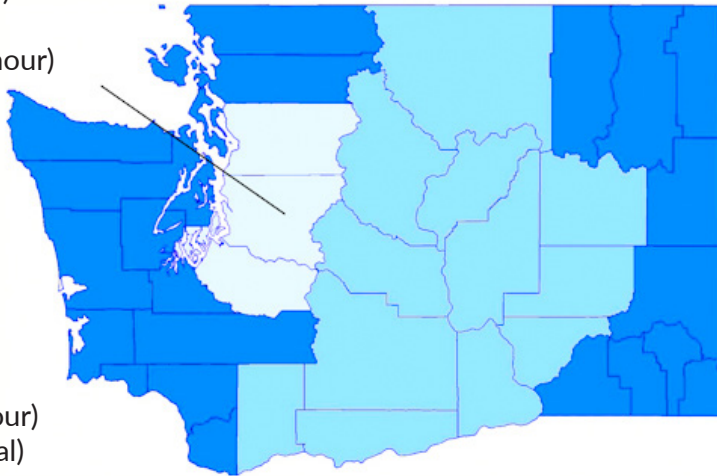
- \$13.55 (individual)
- \$28.23 (family)

Industry Wage (per hour)


- \$25.56

Location Quotient

- .55



Location Quotient



WEST RURAL

Living Wage (per hour)

- \$11.45 (individual)
- \$25.25 (family)

Industry Wage (per hour)

- \$39.75

Location Quotient

- 1.85

CENTRAL

Living Wage (per hour)

- \$11.45 (individual)
- \$25.25 (family)

Industry Wage (per hour)

- \$41.53

Location Quotient

- 1.13

EASTERN

Living Wage (per hour)

- \$10.26 (individual)
- \$24.01 (family)

Industry Wage (per hour)

- \$34.40

Location Quotient

- 1.96

COST OF LIVING & LOCATION QUOTIENT DATA

Agriculture

WEST URBAN

Living Wage (per hour)

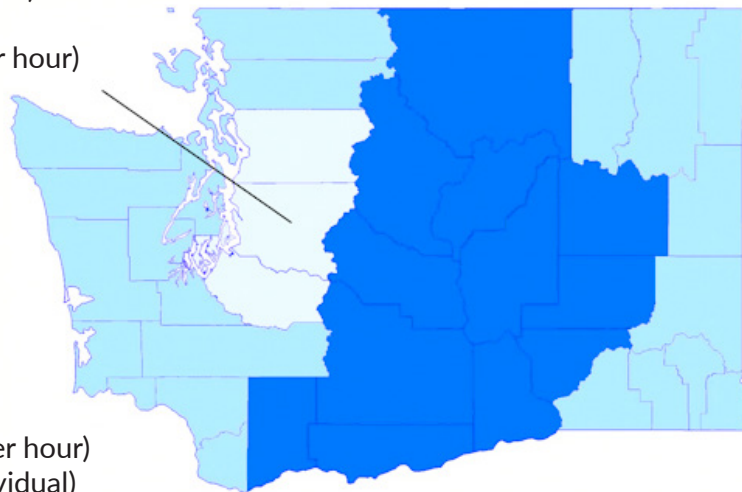
- \$13.55 (individual)
- \$28.23 (family)

Industry Wage (per hour)

- \$25.56

Location Quotient

- .24



Location Quotient



WEST RURAL

Living Wage (per hour)

- \$11.45 (individual)
- \$25.25 (family)

Industry Wage (per hour)

- \$18.60

Location Quotient

- .83

CENTRAL

Living Wage (per hour)

- \$11.45 (individual)
- \$25.25 (family)

Industry Wage (per hour)

- \$18.60

Location Quotient

- 5.3

EASTERN

Living Wage (per hour)

- \$10.26 (individual)
- \$24.01 (family)

Industry Wage (per hour)

- \$16.43

Location Quotient

- .65

* A location-quotient is a way of quantifying how concentrated a particular industry is within a region when compared to other regions, or even the nation.